



Massachusetts  
Taxpayers Foundation

**FY 2024 House  
Amendments**  
*By the Numbers*



# FY 2024 House Amendments

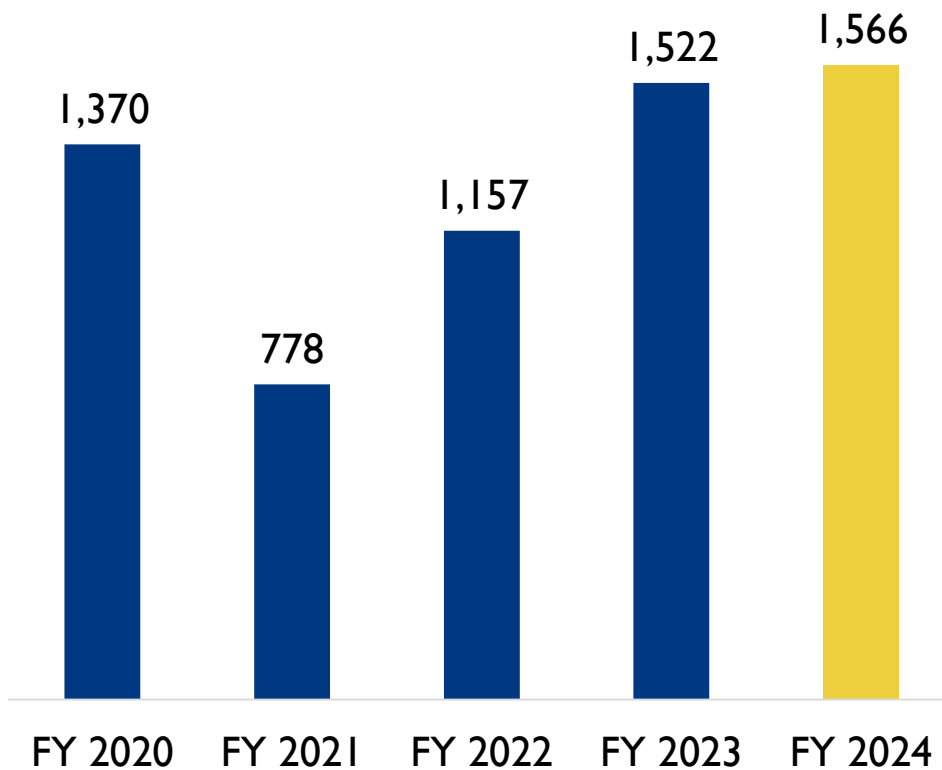
## 5 Things to Know

1. House members filed **1,566 amendments**, 44 more than in FY 2023 and the highest amount in over 10 years.
2. Fiscal impact of all amendments is **\$2.6 billion+**.  
\* This estimate may be conservative, the fiscal impact for all amendments is not yet known.
3. Over **78% (1,221)** of amendments are **earmarks**.
4. Only **10% (158)** of amendments are **outside policy sections**.
5. Between FY 2020 – FY 2023, an average of **\$89 million** in additional spending was added during House debate.  
\* Average excludes FY 2021, due to impacts of the pandemic.



# Amendment Historical Context

## Filed Amendments by Fiscal Year



House members filed **1,566** amendments to the FY 2024 HWM budget.

- 44 more than FY 2023.
- The highest amount in over 10 years.

Between FY 2014 – FY 2024, House members filed an average of 1,225 amendments.

FY 2021 reflects the impacts of the pandemic. The House did not debate the budget until November 2021.

# Amendments by Type

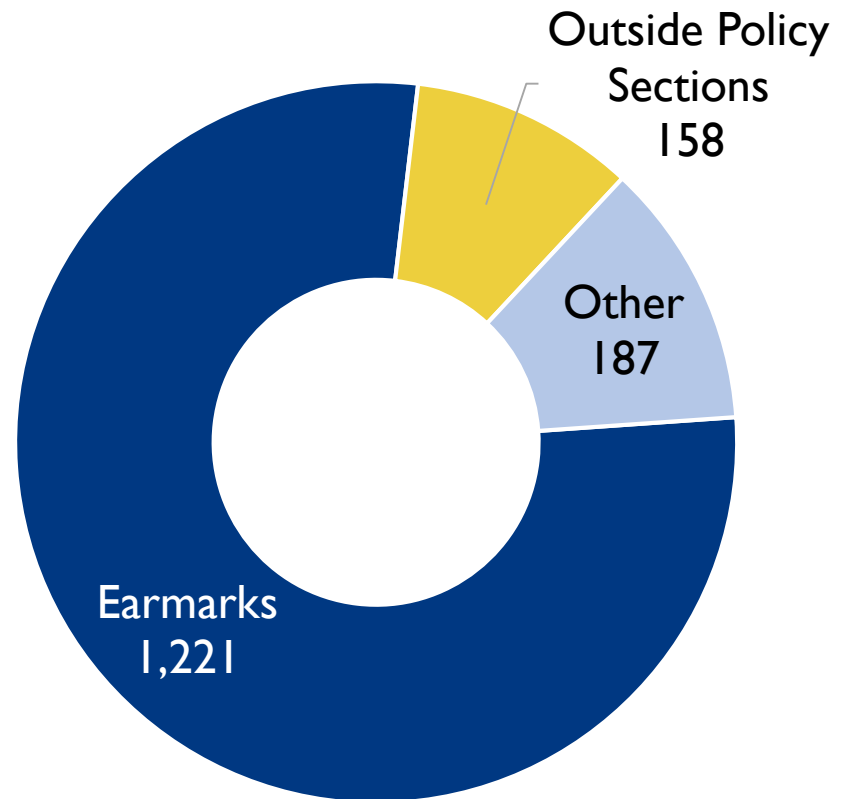
**78%** of amendments filed to the HWM budget are **earmarks**.

**10%** of amendments filed to the HWM budget are **outside policy sections**.

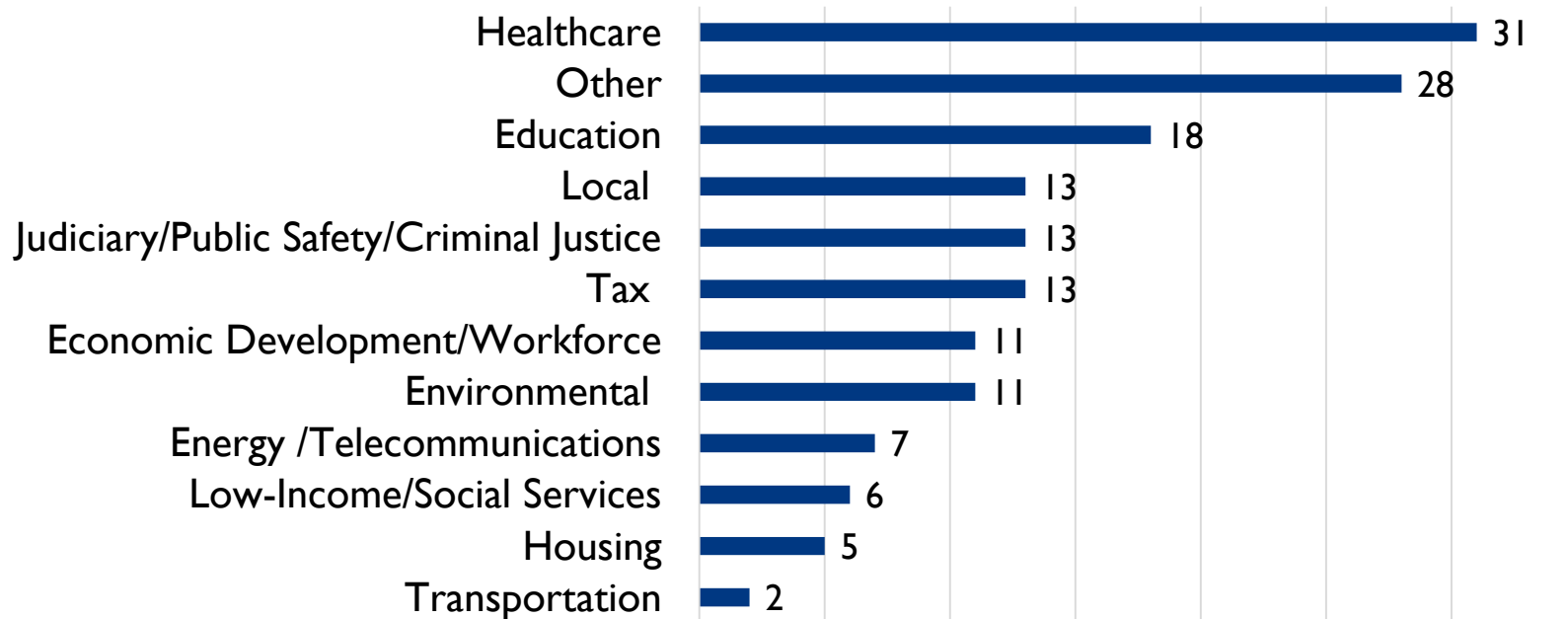
The remaining **12%**:

- Add new line-items to the HWM budget
- Increase line-item appropriations without a designated purpose
- Introduce new line-item language.

## House Amendments by Type



# Policy Amendments by Category

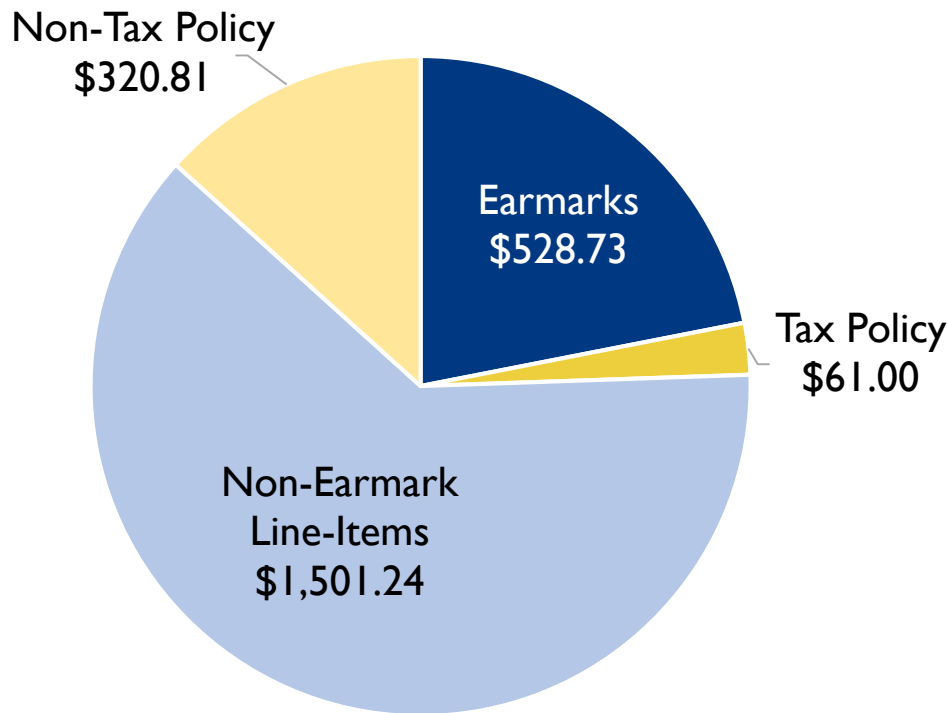


The most common policy area for outside section amendments is **healthcare**, followed by **education** and **local** policy proposals.

13 outside policy proposals are related to **taxes**, only 2 related to **transportation**.

# Fiscal Impact of Amendments

## Fiscal Impact by Type of Amendment (\$ in millions)



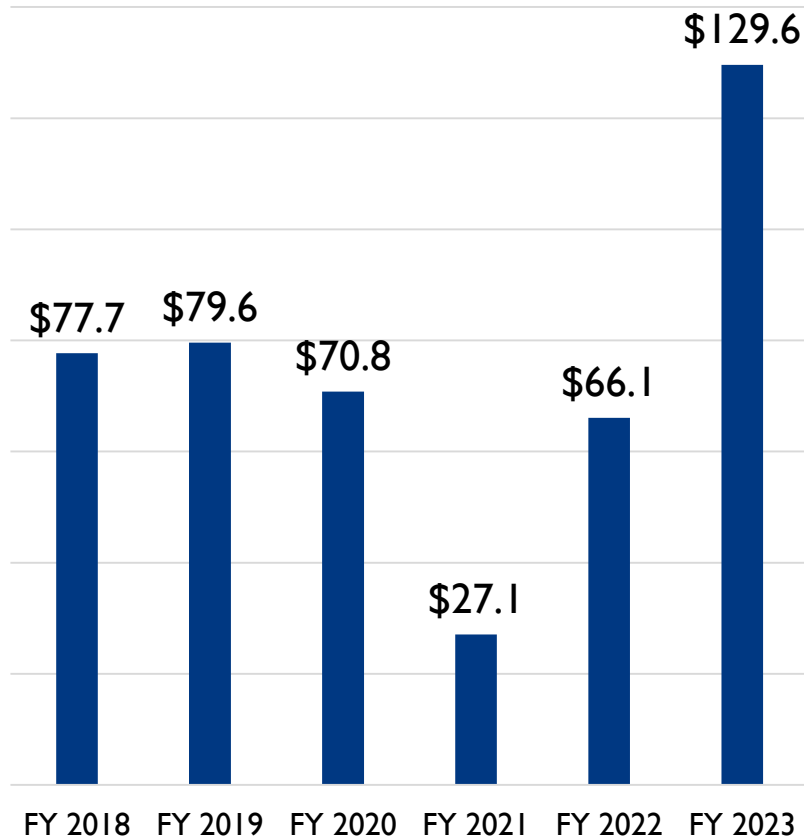
Non-earmark line-item amendments carry the largest fiscal impacts.

Notable high-cost amendments are related to housing & education programs, including proposals for:

- Down payment & closing cost grants for first-time homebuyers.
- Deferred maintenance costs at public higher education campuses.
- Increased aid for public schools & special education.

# House Debate Preview

## Total House Floor Spend by Year



In FY 2023, the House added **\$129.6 million** in spending during debate, nearly double what was added in FY 2022.

Between FY 2020 and FY 2023, an average of **\$89 million\*** in additional spending has been added during House debate.

\*Average excludes FY 2021, due to pandemic impacts on the budget process.

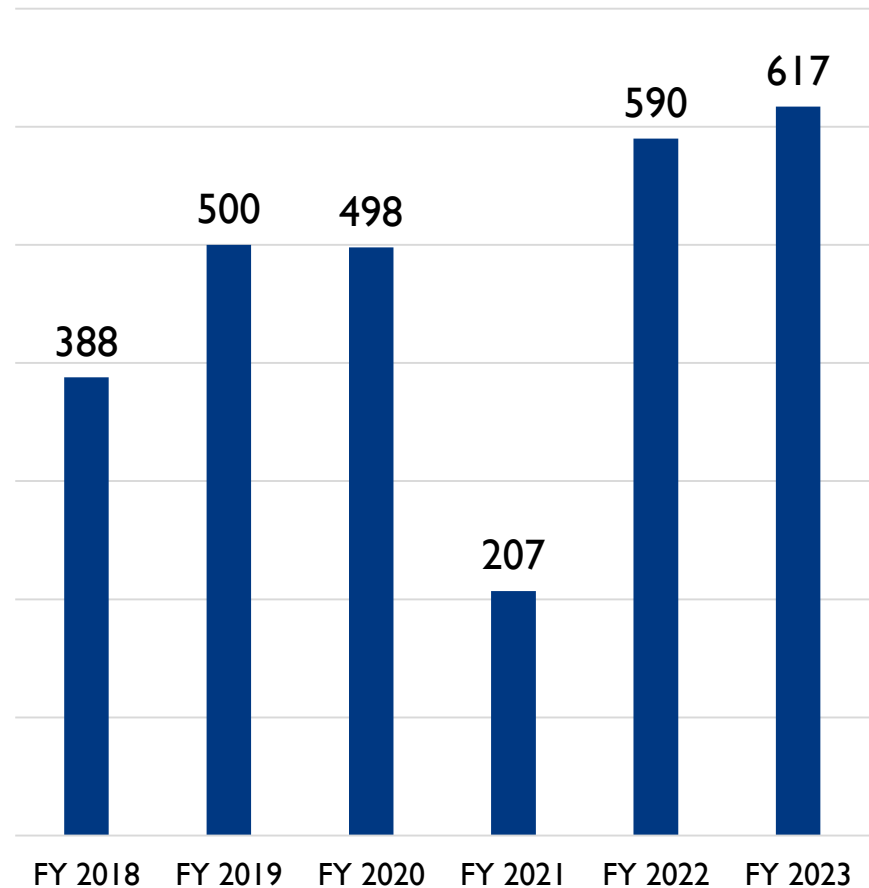
# House Debate Preview

In FY 2023, the House adopted some form of at least 627 amendments, **41%** of all that were filed.

Within those amendments, the House added **617 earmarks** to the budget for specific communities, organizations, and projects.

**47%** of new spending added during House debate supported local earmarks.

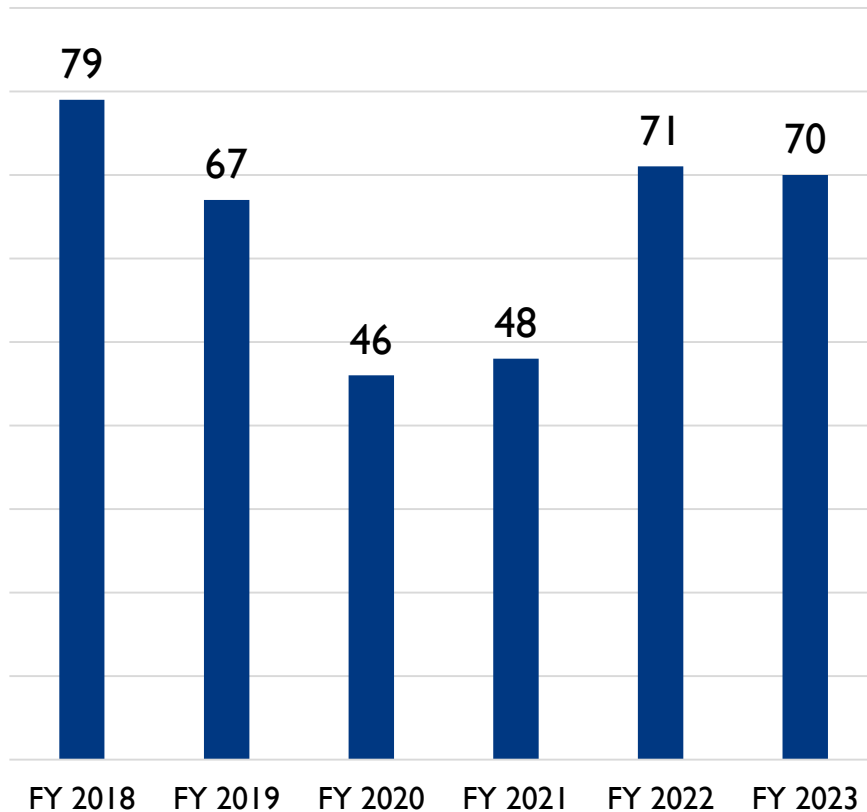
## Adopted Earmarks by Year





# House Debate Preview

## Adopted Policy Amendments



While total floor spending & adopted earmarks have increased in recent years, the number of adopted policy amendments has remained relatively stable.

In FY 2023, the HWM budget included 72 outside sections out of committee and **70 policy amendments were adopted on the floor.**